

B.E.G. LUXOMAT® net PD4N-KNX-ST

Description	Colour	Part number	EAN number
PD4N-KNX-ST-FC	white	93384	4007529933846
PD4N-KNX-ST-FM	white	93385	4007529933853



FC



FM

Accessory	Colour	Part number	EAN number
IR-Adapter for Smartphones	black	92726	4007529927265
IR-PD-KNX		92123	4007529921232
SM socle mounting set PD2N/4N-KNX-FM	white	93304	4007529933044
Wire basket BSK (Ø 200 x 90 mm)	white	92199	4007529921997
IR-LM Infrared Luxmeter		93030	4007529930302

■ TECHNICAL DATA

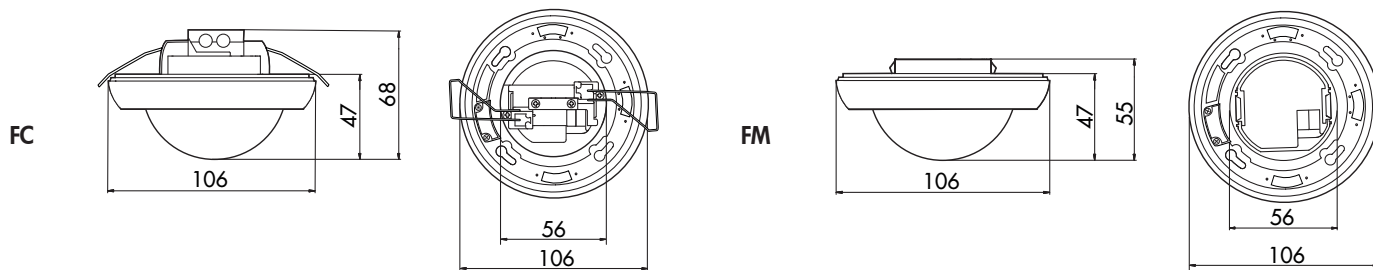
Voltage:	24 V DC via KNX BUS
typ. power input:	12 mA
Detection area:	360°
Recommended mounting height:	2.5 m
Range:	max. Ø 24 m across max. Ø 8 m towards max. Ø 6.4 m smaller movements
Degree / class of protection:	IP20 / Class II
Operation mode:	Intelligent semi-automatic mode, Occupancy-independent regulating mode (photoelectric switch), Full automatic mode
HVAC operation modes:	1=Comfort, 2=Standby, 3=Economy, 4=Heat protection
Ambient temperature:	-5 °C to +45 °C
Housing:	Polycarbonate, UV-resistant
Number of PIR sensors:	4
Remote control-capable:	IR-Adapter for Smartphones, IR-PD-KNX
Outputs:	1x light (for regulating or switching), 1x Slave, 3 separate HVAC outputs
Orientation light:	10 % - 100 % / OFF / 1 min - 255 min
Night light:	10 % - 100 %
Brightness set value:	5 - 2000 Lux

PRODUCT INFORMATION

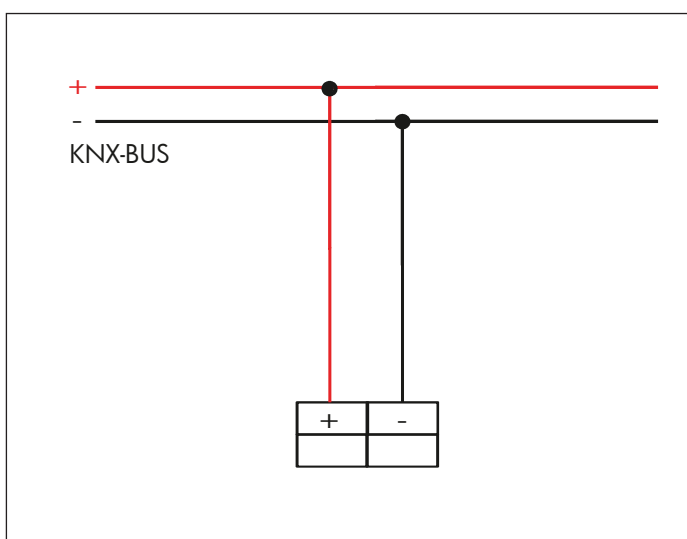
- KNX occupancy detector with integrated KNX bus connector
- Individual adaption of detection sensitivity for each PIR sensor
- PIR sensors can be deactivated individually
- Direction of movement can be identified
- Detection area can be extended thanks to master-slave-mode
- Extensive optimization options for light measurement
- Measured light value is communicated to the bus
- Adaption of dimming curve
- Mixed light measurement with internal and external light sensor
- Determination of the reflection factor, e.g. on a desk, with the optional Infrared Luxmeter IR-LM
- Remote control capable (IR) via B.E.G. LUXOMAT® Remote Control App for Smartphones (IR-Adapter required)
- PIN code
- IR remote control-capable via IR remote control (optionally)
- Programming button (phys. address) can be operated via remote control
- Regulation/switching of three light groups via offset (external influence possible)
- Manual influence via external KNX push buttons possible
- Function control (heartbeat, cyclical sending)
- Short presence, self-adjusting follow-up time
- Forced switch-off
- Intelligent central-off function
- Recall of light scenes
- Premonition of switch-off
- Status LEDs can be activated / deactivated
- Behaviour upon bus voltage return definable at choice
- Variable safety pause after switching off the lights
- Settings ex ETS 4 for integration in KNX systems
- The product database for import into the ETS database can be downloaded from the B.E.G. homepage.

B.E.G. LUXOMAT[®] net PD4N-KNX-ST

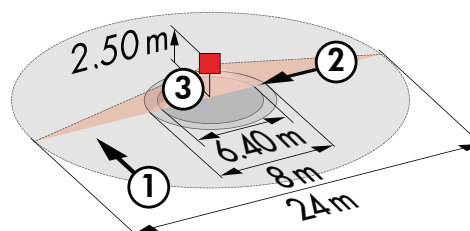
DIMENSIONS DRAWING



WIRING DIAGRAM



RANGE DIAGRAM



- ① Walking across
- ② Walking towards
- ③ Smaller movements