

SCMD4

4 Universe Addressable DALI-2 Controller - DIN Rail mount

Key Features

- DALI-2 controller – can individually dim, switch and monitor up to 256 DALI addressable ballasts
- 64 groups per DALI universe
- Includes ability to control and test DALI emergency fittings
- Supports iLight DALI sensors and field devices
- 2 configurable volt free inputs
- DMX control
- RS485 control
- Connects to the iLight network via screw terminals
- 4 Internal 250mA DALI line power supplies
- Each universe has a dedicated test/override button allowing the installer to test or override the installation prior to commissioning
- DALI universe LED status indicators
- Configuration stored in Non Volatile EEPROM
- Firmware storage in reflashable FLASH memory over iCAN network
- Configurable start up mode
- DIN rail mount with lugs for wall mounting if required
- CE & UKCA compliant to all relevant standards
- Designed and manufactured to ISO9001 standard



Overview

The SCMD4 is a 4 universe DALI-2 controller enabling dimming and switching of up to 256 individual addressable DALI devices including luminaires and iLight DALI relays. iLight DALI multisensors and control plates can be added to the DALI universes creating a complete DALI solution. Each DALI universe supports up to 64 groups and can monitor the performance of DALI addressable devices and report status back through iCANnet. Emergency light tests and reporting can also be instigated through this versatile lighting controller.

SCMD4 features direct DMX and RS485 control allowing the unit to be integrated with other systems. The switch inputs provide connection to fire or security systems or the use of remote switches and sensors. Additional switches and sensors can be connected onto the iCANnet network using iLight's wide range of interfaces.

The compact design of SCMD4 delivers system flexibility as well as reducing installation costs and space used. Being part of the iLight system, it can be seamlessly integrated into flexible architectural lighting schemes with any type of lighting load for commercial and residential applications. Integration with Building Management Systems allows for centralised control and management of the lighting system.

Mechanical Data

Weight: 0.35 kg

Operating temperature: +2°C to +50°C

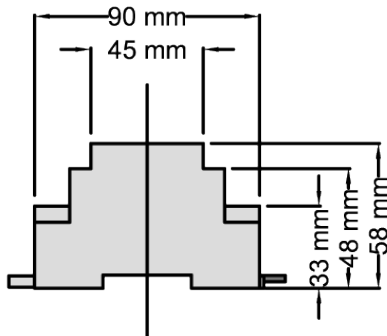
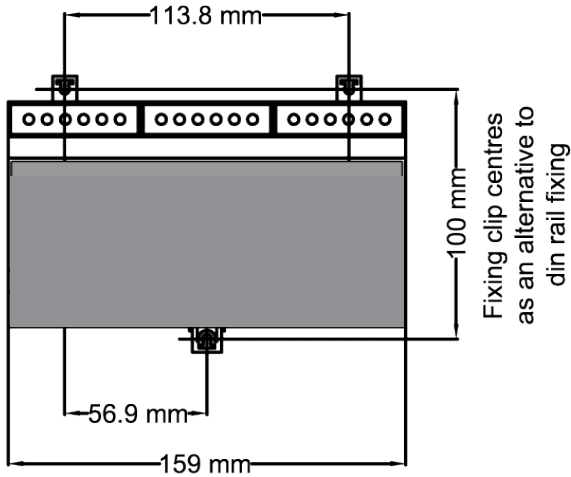
Note: All enclosures must be adequately ventilated

Max storage temperature: +60°C

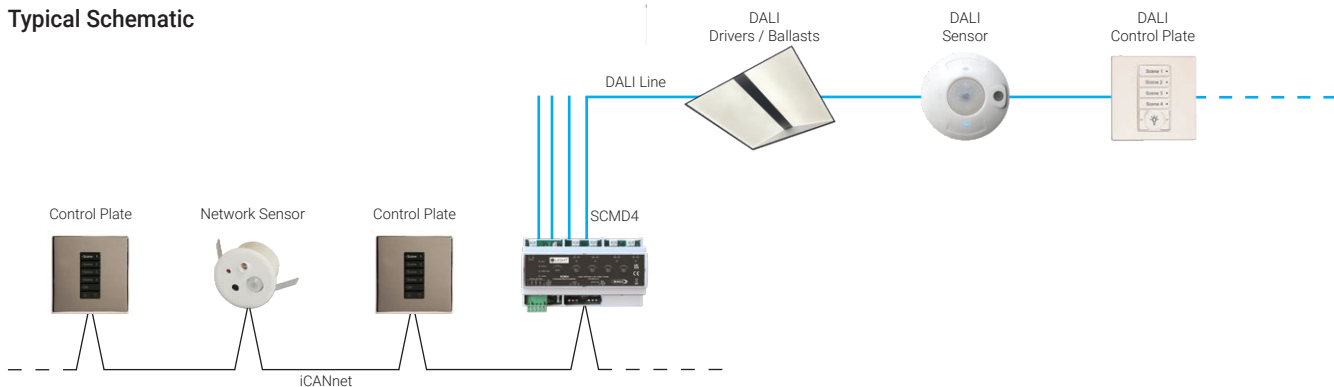
Humidity: +5 to 95% non-condensing

Environmental protection: IP20

Dimensions



Typical Schematic



Electrical Data

Mains supply: 100 - 277V AC, 50/60 Hz

Integral iLight Network Power Supply: 15V 500mA

Terminal Sizes (Capacity per terminal):

Supply/DALI screw terminals: 2x1mm² or 1x 2.5mm²

Input screw terminals: 0.2mm² to 1mm²

iCANnet™ input/output screw terminals: 5 x 1mm²

Terminal Torque Setting: 0.5Nm

Switch inputs: 2, configurable as break or make

DALI signal: Nominal 16V, max current 250mA supplies to each universe.

Guaranteed minimum current 240mA

Automatic shut-down and restart after short-circuit

(maximum 1 per bus) according to IEC 62386-101

DMX signal: Addressable in Device Editor - DMX512-A

Maximum load: 3 Amp single phase @ 40°C

Protection: Provided by installer - Use supply MCB, 6A or less

Control Data

Control: Via iLight network connection

Recommended Network Cable: iCANnet™ Network Cable

Programming: Via Device Editor software

Contact Us

+44 (0)1923 495495

enquiries@iLight.co.uk

www.iLight.co.uk

iLight

A brand of Signify
Usk House, Llantarnam Park
Cwmbran, NP44 3HD, UK

© 2023 Signify Holding
All Rights Reserved

SCMD4 Rev14 0123

Changes to the products, to the information contained in this document, and to prices are reserved; so are errors and omissions.

iLight is a registered trademark.
All other trademarks are property of their respective owners.



FM 727924