




Monoflood is a new luminaire series with precise beam control and minimalist design. The floodlights are available in four sizes and wattages. With a wide choice of different reflectors and lens optics they can be used for various different illumination tasks. The scope of applications includes uniform area lighting and accent lighting of façade details. The large variety of different light distributions makes Monoflood a versatile tool for architectural lighting.

Symmetrical and asymmetrical reflectors are available for uniform illumination.
Narrow beam optics achieve high lux levels over long distances – monochrome or with RGBW LEDs.

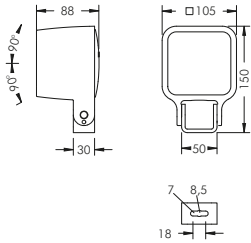


Monoflood pole luminaires are equipped with a tilt-and-turn fixing system. Luminaires with different sizes and light distributions can be combined. This makes customized configurations for specific lighting tasks possible.



The series offers compact floodlights for accent lighting on buildings and high performance floodlights for the illumination of tall objects.





Monoflood 1 with mounting bracket reflector optic

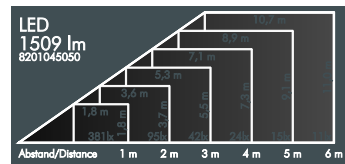
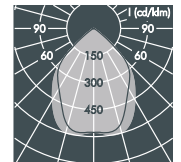
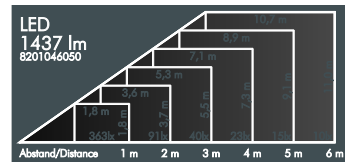
With a high performance LED module (Zhaga), integral temperature monitoring device, CRI: > 80, Colour tolerance: max. 3 SDCM
 Service life: L90/B10 > 50 000 h
 protection class I, IP65 \triangle \triangle , IK08
 windage area AW 0.01 m²
 corrosion-resistant die cast aluminium housing AlSi12, polyester powder coated, highly efficient aluminium reflector, all exterior steel parts are stainless steel, tempered safety glass, silicon gasket, closure with 4 stainless steel screws, mounting bracket: 1 elongated hole \varnothing 7 mm, spacing 18 mm, 1 centre hole \varnothing 8,5 mm, tilt range 180°, M16 cable gland, integral driver (AC/DC)

Monoflood 1, axially symmetrical wide beam

Part number	Colour	Weight	Light source	Luminous flux	Beam angle γ (FWHM)	
8 201 046 059	black	1.1 kg	1 x LED module 14 W warm white (3000 K)	1437 lm	C 0 – 180	C 90 – 270
8 201 066 059	white				85°	83°
8 201 056 059	silver grey					

Part number	Colour	Weight	Light source	Luminous flux	Beam angle γ (FWHM)	
8 201 045 059	black	1.1 kg	1 x LED module 14 W neutral white (4000 K)	1509 lm	C 0 – 180	C 90 – 270
8 201 065 059	white				85°	83°
8 201 055 059	silver grey					

Part number	Description
. 1 . .	Dimmable luminaire (DALI)




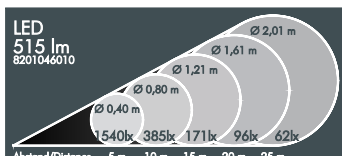
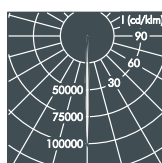
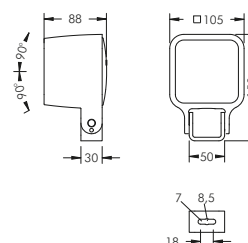
LED

Luminaires available in 2700 K and other colour temperatures upon request



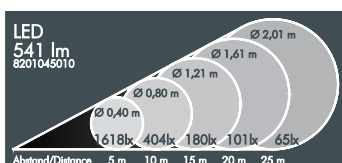
Monoflood 1 with mounting bracket lens optics

With 4 x high performance LEDs,
integral temperature monitoring device,
CRI: > 80, Colour tolerance: max. 2 SDCM
Service life: L90/B10 > 50 000 h
protection class I, IP65 , IK08
windage area AW 0.01 m²
corrosion-resistant die cast aluminium housing AISi12,
polyester powder coated,
precise PMMA optics,
all exterior steel parts are stainless steel,
tempered safety glass, silicon gasket,
closure with 4 stainless steel screws,
mounting bracket: 1 elongated hole Ø 7 mm,
spacing 18 mm, 1 centre hole Ø 8.5 mm,
tilt range 180°, M16 cable gland,
integral driver (AC/DC)

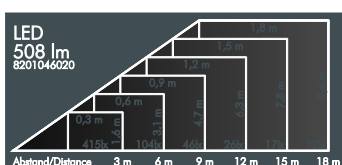
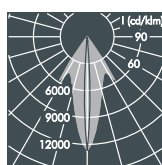


Monoflood 1, narrow beam

Part number	Colour	Weight	Light source	Luminous flux	Beam angle γ (FWHM)
8 201 046 019	black	1.2 kg	4 x LED 2.5 W (10 W) warm white (3000 K)	515 lm	4°
8 201 066 019	white				
8 201 056 019	silver grey				

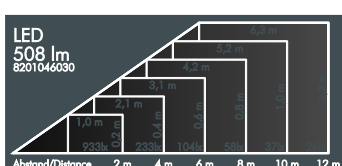


Part number	Colour	Weight	Light source	Luminous flux	Beam angle γ (FWHM)
8 201 045 019	black	1.2 kg	4 x LED 2.5 W (10 W) neutral white (4000 K)	541 lm	4°
8 201 065 019	white				
8 201 055 019	silver grey				



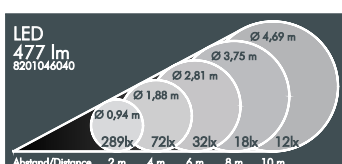
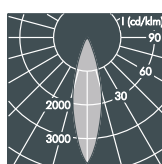
Monoflood 1, linear beam spread, vertical

Part number	Colour	Weight	Light source	Luminous flux	Beam angle γ (FWHM)	
8 201 046 029	black	1.2 kg	4 x LED 2.5 W (10 W) warm white (3000 K)	508 lm	C 0 – 180	
8 201 066 029	white				29°	C 90 – 270
8 201 056 029	silver grey				6°	



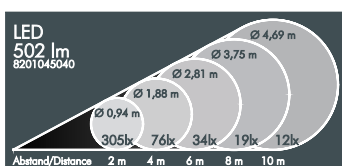
Monoflood 1, linear beam spread, horizontal

Part number	Colour	Weight	Light source	Luminous flux	Beam angle γ (FWHM)	
8 201 046 039	black	1.2 kg	4 x LED 2.5 W (10 W) warm white (3000 K)	508 lm	C 0 – 180	
8 201 066 039	white				6°	C 90 – 270
8 201 056 039	silver grey				29°	



Monoflood 1, medium wide beam

Part number	Colour	Weight	Light source	Luminous flux	Beam angle γ (FWHM)
8 201 046 049	black	1.2 kg	4 x LED 2.5 W (10 W) warm white (3000 K)	477 lm	27°
8 201 066 049	white				
8 201 056 049	silver grey				



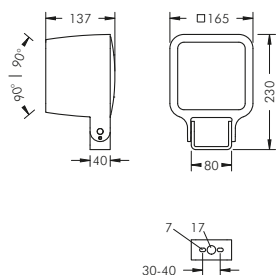
Part number	Colour	Weight	Light source	Luminous flux	Beam angle γ (FWHM)
8 201 045 049	black	1.2 kg	4 x LED 2.5 W (10 W) neutral white (4000 K)	502 lm	27°
8 201 065 049	white				
8 201 055 049	silver grey				

Part number	Description
... .. 5 ...	Luminaire with neutral white colour temperature (4000 K)
... .. 1 ..	Dimmable luminaire (DALI)


LED

Luminaires available in 2700 K and other colour temperatures upon request



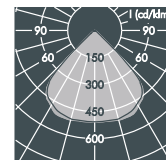
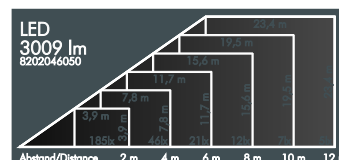


Monoflood 2 with mounting bracket reflector optic

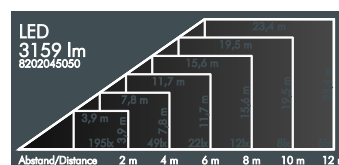
With a high performance LED module (Zhaga), integral temperature monitoring device, CRI: > 85, Colour tolerance: max. 2 SDCM
Service life: L90/B10 > 50 000 h
protection class I, IP65 , IK08
windage area AW 0.024 m²
corrosion-resistant die cast aluminium housing AlSi12, polyester powder coated, highly efficient aluminium reflector, all exterior steel parts are stainless steel, tempered safety glass, silicon gasket, closure with 4 stainless steel screws, mounting bracket: 2 drilled holes Ø 7 mm, spacing 30 - 40 mm, 1 centre hole Ø 17 mm, tilt range 180°, M16 cable gland, integral driver (AC/DC)

Monoflood 2, axially symmetrical wide beam

Part number	Colour	Weight	Light source	Luminous flux	Beam angle γ (FWHM)	
8 202 046 059	black	2.8 kg	1 x LED module 27 W warm white (3000 K)	3009 lm	C 0 – 180	C 90 – 270
8 202 066 059	white				88°	89°
8 202 056 059	silver grey					

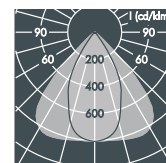
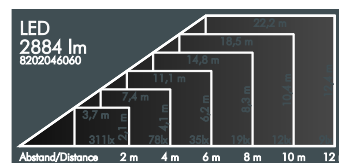


Part number	Colour	Weight	Light source	Luminous flux	Beam angle γ (FWHM)	
8 202 045 059	black	2.8 kg	1 x LED module 27 W neutral white (4000 K)	3159 lm	C 0 – 180	C 90 – 270
8 202 065 059	white				88°	89°
8 202 055 059	silver grey					

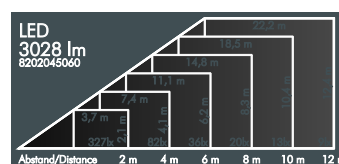


Monoflood 2, axially symmetrical narrow beam

Part number	Colour	Weight	Light source	Luminous flux	Beam angle γ (FWHM)	
8 202 046 069	black	2.8 kg	1 x LED module 27 W warm white (3000 K)	2884 lm	C 0 – 180	C 90 – 270
8 202 066 069	white				55°	86°
8 202 056 069	silver grey					

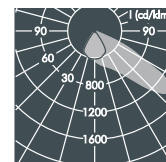
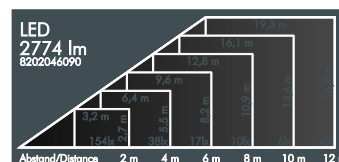


Part number	Colour	Weight	Light source	Luminous flux	Beam angle γ (FWHM)	
8 202 045 069	black	2.8 kg	1 x LED module 27 W neutral white (4000 K)	3028 lm	C 0 – 180	C 90 – 270
8 202 065 069	white				55°	86°
8 202 055 069	silver grey					

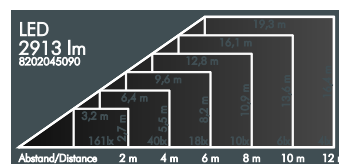


Monoflood 2, asymmetrical beam

Part number	Colour	Weight	Light source	Luminous flux	Main beam angle γ
8 202 046 099	black	2.8 kg	1 x LED module 27 W warm white (3000 K)	2774 lm	53°
8 202 066 099	white				
8 202 056 099	silver grey				



Part number	Colour	Weight	Light source	Luminous flux	Main beam angle γ
8 202 045 099	black	2.8 kg	1 x LED module 27 W neutral white (4000 K)	2913 lm	53°
8 202 065 099	white				
8 202 055 099	silver grey				




Part number	Description
... 1..	Dimmable luminaire (DALI)

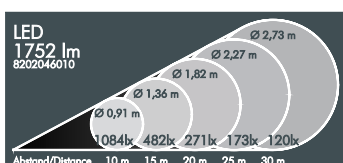
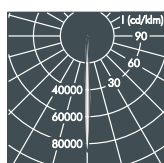
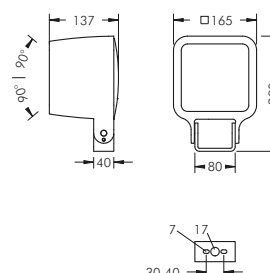
LED

Luminaires available in 2700 K and other colour temperatures upon request



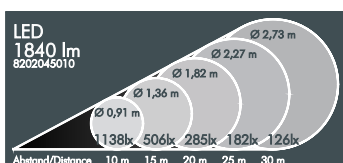
Monoflood 2 with mounting bracket lens optics

With 5 x high performance LEDs,
integral temperature monitoring device,
CRI: > 80, Colour tolerance: max. 2 SDCM
Service life: L90/B10 > 50 000 h
protection class I, IP65 , IK08
windage area AW 0.024 m²
corrosion-resistant die cast aluminium housing AISi12,
polyester powder coated,
precise PMMA optics,
all exterior steel parts are stainless steel,
tempered safety glass, silicon gasket,
closure with 4 stainless steel screws,
mounting bracket: 2 drilled holes Ø 7 mm,
spacing 30 - 40 mm, 1 centre hole Ø 17 mm,
tilt range 180°, M16 cable gland,
integral driver (AC/DC)

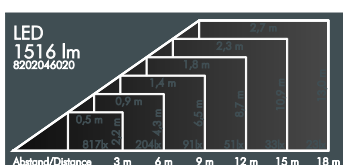
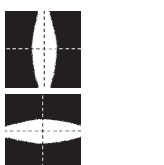


Monoflood 2, narrow beam

Part number	Colour	Weight	Light source	Luminous flux	Beam angle γ (FWHM)
8 202 046 019	black	3.0 kg	5 x LED 5.6 W (28 W)	1752 lm	5°
8 202 066 019	white				
8 202 056 019	silver grey		warm white (3000 K)		



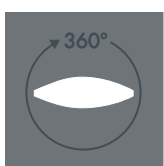
Part number	Colour	Weight	Light source	Luminous flux	Beam angle γ (FWHM)
8 202 045 019	black	3.0 kg	5 x LED 5.6 W (28 W)	1840 lm	5°
8 202 065 019	white				
8 202 055 019	silver grey		neutral white (4000 K)		



Monoflood 2, linear beam spread, vertical

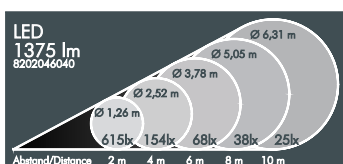
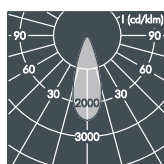
Part number	Colour	Weight	Light source	Luminous flux	Beam angle γ (FWHM)
8 202 046 029	black	3.0 kg	5 x LED 5.6 W (28 W)	1516 lm	C 0 - 180 40°
8 202 066 029	white				C 90 - 270 9°
8 202 056 029	silver grey		warm white (3000 K)		

... .3. Luminaire with linear beam spread, horizontal



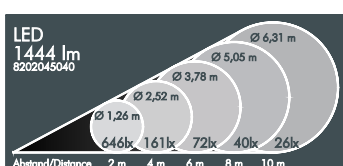
Monoflood 2, linear beam spread, rotatable

Part number	Colour	Description	Luminous flux	Beam angle γ (FWHM)
8 202 046 079	black	Luminaire with external ribbed glass spreader lens, continuously adjustable through 360° from outside the luminaire	1364 lm	C 0 - 180 7°
8 202 066 079	white			C 90 - 270 29°
8 202 056 079	silver grey			
		Weight 3.2 kg		



Monoflood 2, medium wide beam

Part number	Colour	Weight	Light source	Luminous flux	Beam angle γ (FWHM)
8 202 046 049	black	3.0 kg	5 x LED 5.6 W (28 W)	1375 lm	35°
8 202 066 049	white				
8 202 056 049	silver grey		warm white (3000 K)		



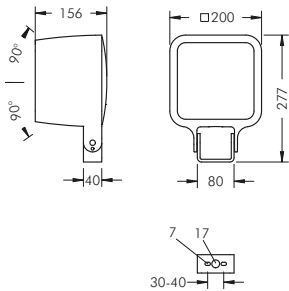
Part number	Colour	Weight	Light source	Luminous flux	Beam angle γ (FWHM)
8 202 045 049	black	3.0 kg	5 x LED 5.6 W (28 W)	1444 lm	35°
8 202 065 049	white				
8 202 055 049	silver grey		neutral white (4000 K)		

Part number	Description
... .5 ...	Luminaire with neutral white colour temperature (4000 K)
... .1 ...	Dimmable luminaire (DALI)


LED

Luminaires available in 2700 K and other colour temperatures upon request



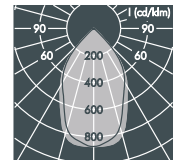
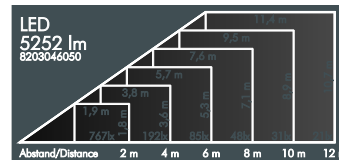


Monoflood 3 with mounting bracket reflector optic

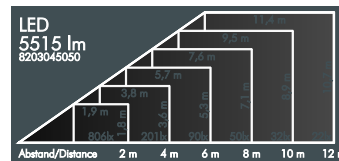
With a high performance LED module (Zhaga), integral temperature monitoring device, CRI: > 85, Colour tolerance: max. 2 SDCM
Service life: L90/B10 > 50 000 h
protection class I, IP65 , IK08
windage area AW 0.032 m²
corrosion-resistant die cast aluminium housing AlSi12, polyester powder coated, highly efficient aluminium reflector, all exterior steel parts are stainless steel, tempered safety glass, silicon gasket, closure with 4 stainless steel screws, mounting bracket: 2 drilled holes Ø 7 mm, spacing 30 - 40 mm, 1 centre hole Ø 17 mm, tilt range 180°, M20 cable gland, integral driver (AC/DC)

Monoflood 3, axially symmetrical wide beam

Part number	Colour	Weight	Light source	Luminous flux	Beam angle γ (FWHM)	
8 203 046 059	black	4.2 kg	1 x LED module 52 W	5252 lm	C 0 – 180	C 90 – 270
8 203 066 059	white		warm white (3000 K)		63°	67°
8 203 056 059	silver grey					

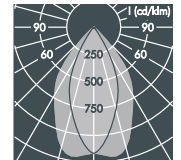
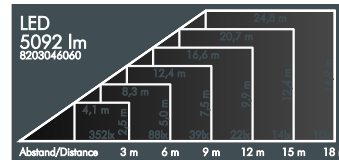


Part number	Colour	Weight	Light source	Luminous flux	Beam angle γ (FWHM)	
8 203 045 059	black	4.2 kg	1 x LED module 52 W	5515 lm	C 0 – 180	C 90 – 270
8 203 065 059	white		neutral white (4000 K)		63°	67°
8 203 055 059	silver grey					

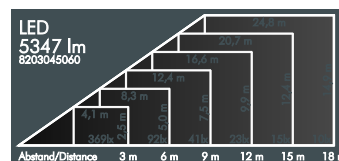


Monoflood 3, axially symmetrical narrow beam

Part number	Colour	Weight	Light source	Luminous flux	Beam angle γ (FWHM)	
8 203 046 069	black	4.2 kg	1 x LED module 52 W	5092 lm	C 0 – 180	C 90 – 270
8 203 066 069	white		warm white (3000 K)		45°	69°
8 203 056 069	silver grey					

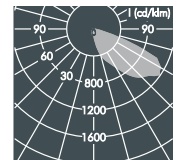
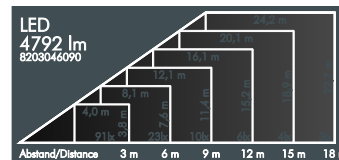


Part number	Colour	Weight	Light source	Luminous flux	Beam angle γ (FWHM)	
8 203 045 069	black	4.2 kg	1 x LED module 52 W	5347 lm	C 0 – 180	C 90 – 270
8 203 065 069	white		neutral white (4000 K)		45°	69°
8 203 055 069	silver grey					

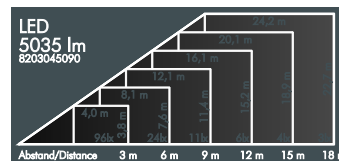


Monoflood 3, asymmetrical beam

Part number	Colour	Weight	Light source	Luminous flux	Main beam angle γ
8 203 046 099	black	4.2 kg	1 x LED module 52 W	4792 lm	56°
8 203 066 099	white		warm white (3000 K)		
8 203 056 099	silver grey				



Part number	Colour	Weight	Light source	Luminous flux	Main beam angle γ
8 203 045 099	black	4.2 kg	1 x LED module 52 W	5035 lm	56°
8 203 065 099	white		neutral white (4000 K)		
8 203 055 099	silver grey				



Part number	Description
... 1..	Dimmable luminaire (DALI)

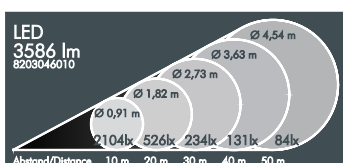
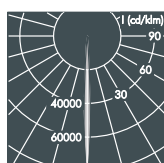
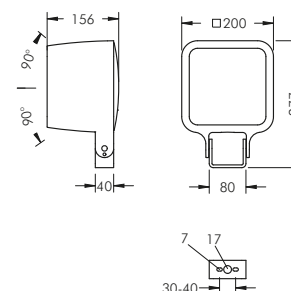
LED

Luminaires available in 2700 K and other colour temperatures upon request



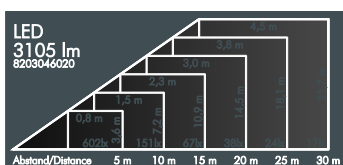
Monoflood 3 with mounting bracket lens optics

With 9 x high performance LEDs,
integral temperature monitoring device,
CRI: > 80, Colour tolerance: max. 2 SDCM
Service life: L90/B10 > 50 000 h
protection class I, IP65 \triangle \triangle , IK08
windage area AW 0.032 m²
corrosion-resistant die cast aluminium housing AISi12,
polyester powder coated,
precise PMMA optics,
all exterior steel parts are stainless steel,
tempered safety glass, silicon gasket,
closure with 4 stainless steel screws,
mounting bracket: 2 drilled holes \varnothing 7 mm,
spacing 30 - 40 mm, 1 centre hole \varnothing 17 mm,
tilt range 180°, M20 cable gland,
integral driver (AC/DC) or
integral RGBW driver (DMX - RDM)



Monoflood 3, narrow beam

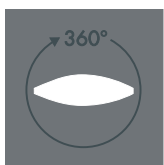
Part number	Colour	Weight	Light source	Luminous flux	Beam angle γ (FWHM)
8 203 046 019	black	4.5 kg	9 x LED 6 W	3586 lm	5°
8 203 066 019	white		(54 W)		
8 203 056 019	silver grey		warm white (3000 K)		



Monoflood 3, linear beam spread, vertical

Part number	Colour	Weight	Light source	Luminous flux	Beam angle γ (FWHM)
8 203 046 029	black	4.5 kg	9 x LED 6 W	3105 lm	C 0 - 180
8 203 066 029	white		(54 W)		C 90 - 270
8 203 056 029	silver grey		warm white (3000 K)		40°

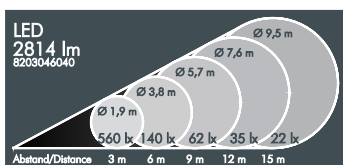
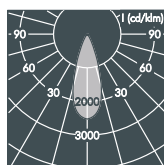
... .3. Luminaire with linear beam spread, horizontal



Monoflood 3, linear beam spread, rotatable

Part number	Colour	Description	Luminous flux	Beam angle γ (FWHM)
8 203 046 079	black	Luminaire with external ribbed glass spreader lens, continuously adjustable through 360° from outside the luminaire	2795 lm	C 0 - 180
8 203 066 079	white			C 90 - 270
8 203 056 079	silver grey			7°

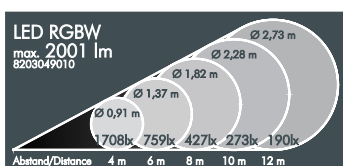
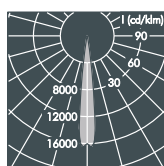
Weight 4.7 kg



Monoflood 3, medium wide beam

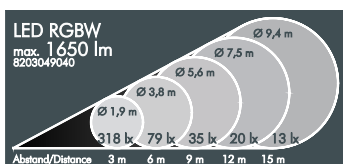
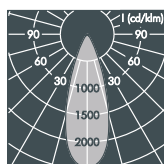
Part number	Colour	Weight	Light source	Luminous flux	Beam angle γ (FWHM)
8 203 046 049	black	4.5 kg	9 x LED 6 W	2814 lm	35°
8 203 066 049	white		(54 W)		
8 203 056 049	silver grey		warm white (3000 K)		

Part number	Description
... .5 ...	Luminaire with neutral white colour temperature (4000 K)
... .1 ...	Dimmable luminaire (DALI)



Monoflood 3 RGBW, narrow beam

Part number	Colour	Weight	Light source	Luminous flux	Beam angle γ (FWHM)
8 203 049 019	black	4.6 kg	9 x LED module RGBW	max. 2001 lm	13°
8 203 069 019	white		W = 3000 K		
8 203 059 019	silver grey		(max. 52 W)		



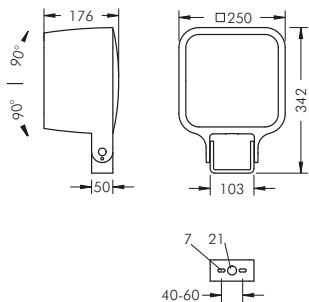
Monoflood 3 RGBW, medium wide beam

Part number	Colour	Weight	Light source	Luminous flux	Beam angle γ (FWHM)
8 203 049 049	black	4.6 kg	9 x LED module RGBW	max. 1650 lm	35°
8 203 069 049	white		W = 3000 K		
8 203 059 049	silver grey		(max. 52 W)		


LED

Luminaires available in 2700 K and other colour temperatures upon request





Monoflood 4 with mounting bracket reflector optic

With a high performance LED module (Zhaga), integral temperature monitoring device, CRI: > 85, Colour tolerance: max. 2 SDCM
Service life: L90/B10 > 50 000 h
protection class I, IP65 , IK08
windage area AW 0.046 m²
corrosion-resistant die cast aluminium housing AlSi12, polyester powder coated, highly efficient aluminium reflector, all exterior steel parts are stainless steel, tempered safety glass, silicon gasket, closure with 4 stainless steel screws, mounting bracket: 2 drilled holes Ø 7 mm, spacing 40 - 60 mm, 1 centre hole Ø 21 mm, tilt range 180°, M20 cable gland, integral driver (AC/DC)

Monoflood 4, axially symmetrical wide beam

Part number	Colour	Weight	Light source	Luminous flux	Beam angle γ (FWHM)	
8 204 046 059	black	6.2 kg	4 x LED module 25.5 W (102 W) warm white (3000 K)	12131 lm	C 0 – 180	C 90 – 270
8 204 066 059	white	65°			66°	
8 204 056 059	silver grey					

Part number	Colour	Weight	Light source	Luminous flux	Beam angle γ (FWHM)	
8 204 045 059	black	6.2 kg	4 x LED module 25.5 W (102 W) neutral white (4000 K)	12738 lm	C 0 – 180	C 90 – 270
8 204 065 059	white	65°			66°	
8 204 055 059	silver grey					

Monoflood 4, axially symmetrical narrow beam

Part number	Colour	Weight	Light source	Luminous flux	Beam angle γ (FWHM)	
8 204 046 069	black	6.2 kg	4 x LED module 25.5 W (102 W) warm white (3000 K)	10952 lm	C 0 – 180	C 90 – 270
8 204 066 069	white	43°			62°	
8 204 056 069	silver grey					

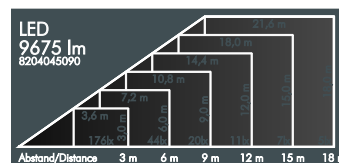
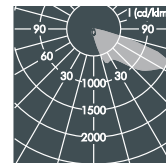
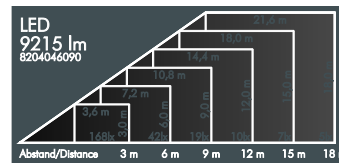
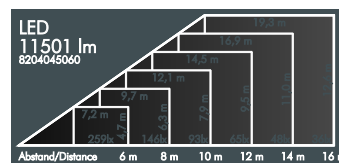
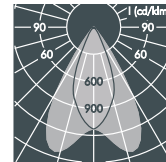
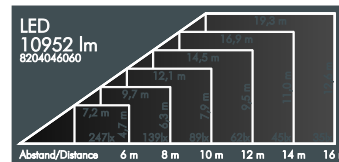
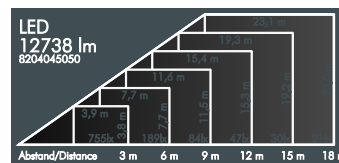
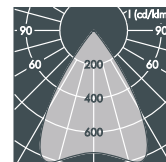
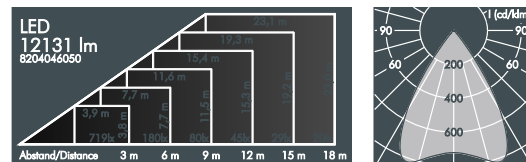
Part number	Colour	Weight	Light source	Luminous flux	Beam angle γ (FWHM)	
8 204 045 069	black	6.2 kg	4 x LED module 25.5 W (102 W) neutral white (4000 K)	11501 lm	C 0 – 180	C 90 – 270
8 204 065 069	white	43°			62°	
8 204 055 069	silver grey					

Monoflood 4, asymmetrical beam

Part number	Colour	Weight	Light source	Luminous flux	Main beam angle γ
8 204 046 099	black	6.2 kg	2 x LED module 52 W (104 W) warm white (3000 K)	9215 lm	65°
8 204 066 099	white				
8 204 056 099	silver grey				

Part number	Colour	Weight	Light source	Luminous flux	Main beam angle γ
8 204 045 099	black	6.2 kg	2 x LED module 52 W (104 W) neutral white (4000 K)	9675 lm	65°
8 204 065 099	white				
8 204 055 099	silver grey				

Part number	Description
... 1..	Dimmable luminaire (DALI)



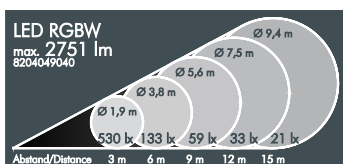
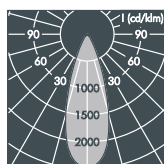
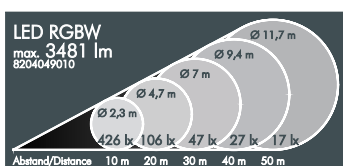
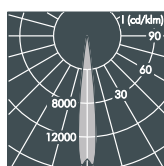
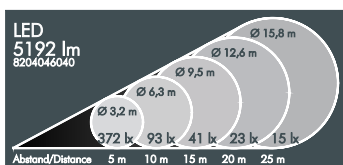
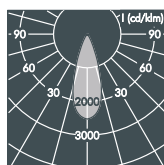

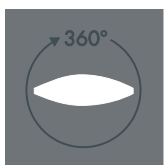
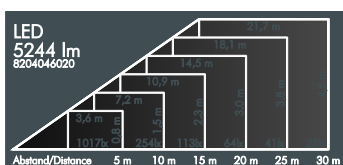
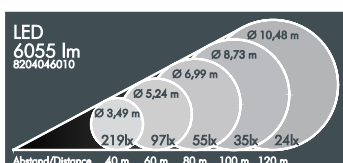
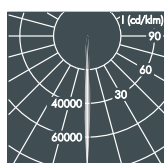
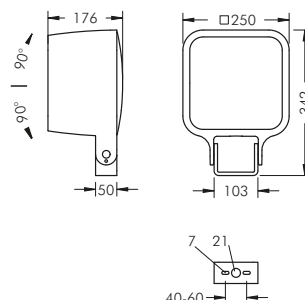
LED

Luminaires available in 2700 K and other colour temperatures upon request



Monoflood 4 with mounting bracket lens optics

With 13 x high performance LEDs,
integral temperature monitoring device,
CRI: > 80, Colour tolerance: max. 3 SDCM
Service life: L90/B10 > 50 000 h
protection class I, IP65 \triangle \triangle , IK08
windage area AW 0.046 m²
corrosion-resistant die cast aluminium housing AISi12,
polyester powder coated,
precise PMMA optics,
all exterior steel parts are stainless steel,
tempered safety glass, silicon gasket,
closure with 4 stainless steel screws,
mounting bracket: 2 drilled holes \varnothing 7 mm,
spacing 40 - 60 mm, 1 centre hole \varnothing 21 mm,
tilt range 180°, M20 cable gland,
integral driver (AC/DC) or
integral RGBW driver (DMX - RDM)



LED

Luminaires available in 2700 K and other colour temperatures upon request



Monoflood 4, narrow beam

Part number	Colour	Weight	Light source	Luminous flux	Beam angle γ (FWHM)
8 204 046 019	black	6.6 kg	13 x LED 7.5 W	6055 lm	5°
8 204 066 019	white		(98 W)		
8 204 056 019	silver grey		warm white (3000 K)		

Monoflood 4, linear beam spread, vertical

Part number	Colour	Weight	Light source	Luminous flux	Beam angle γ (FWHM)
8 204 046 029	black	6.6 kg	13 x LED 7.5 W	5244 lm	C 0 - 180
8 204 066 029	white		(98 W)		40°
8 204 056 029	silver grey		warm white (3000 K)		9°

... .3. Luminaire with linear beam spread, horizontal

Monoflood 4, linear beam spread, rotatable

Part number	Colour	Description	Luminous flux	Beam angle γ (FWHM)
8 204 046 079	black	Luminaire with external	4720 lm	C 0 - 180
8 204 066 079	white	ribbed glass spreader lens,		C 90 - 270
8 204 056 079	silver grey	continuously adjustable through 360°		7°
		from outside the luminaire		29°

Weight 7.2 kg

Monoflood 4, medium wide beam

Part number	Colour	Weight	Light source	Luminous flux	Beam angle γ (FWHM)
8 204 046 049	black	6.6 kg	13 x LED 7.5 W	5192 lm	35°
8 204 066 049	white		(98 W)		
8 204 056 049	silver grey		warm white (3000 K)		

Part number

... .5 ... **Luminaire with neutral white colour temperature (4000 K)**

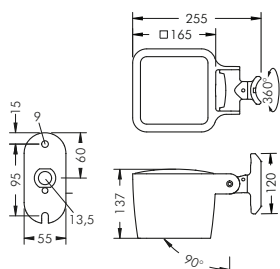
... .1 ... **Dimmable luminaire (DALI)**

Monoflood 4 RGBW, narrow beam

Part number	Colour	Weight	Light source	Luminous flux	Beam angle γ (FWHM)
8 204 049 019	black	6.9 kg	13 x LED module RGBW	max.	13°
8 204 069 019	white		W = 3000 K	3481 lm	
8 204 059 019	silver grey		(max. 105 W)		

Monoflood 4 RGBW, medium wide beam

Part number	Colour	Weight	Light source	Luminous flux	Beam angle γ (FWHM)
8 204 049 049	black	6.9 kg	13 x LED module RGBW	max.	35°
8 204 069 049	white		W = 3000 K	2751 lm	
8 204 059 049	silver grey		(max. 105 W)		

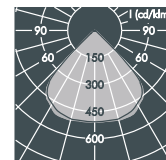
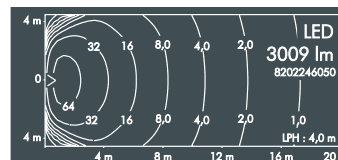


Monoflood 2 pole luminaire reflector optic

With a high performance LED module (Zhaga), integral temperature monitoring device, CRI: > 85, Colour tolerance: max. 2 SDCM
 Service life: L90/B10 > 50 000 h
 protection class I, IP65 , IK08
 windage area AW 0.026 m²
 corrosion-resistant die cast aluminium housing AlSi12, polyester powder coated,
 highly efficient aluminium reflector or lens made of optical silicon (Street Optic),
 all exterior steel parts are stainless steel, tempered safety glass, silicon gasket,
 closure with 4 stainless steel screws, for installation on poles Ø 60 - 100 mm,
 tiltable base made of powder coated aluminium, 2 drilled holes Ø 9 mm, spacing 95 mm,
 1 drilled hole Ø 13.5 mm, tilt range 90°
 swivel range 360°, M16 cable gland, integral driver (AC/DC)

Monoflood 2 pole luminaire, axially symmetrical wide beam

Part number	Colour	Weight	Light source	Luminous flux	Beam angle γ (FWHM)	
8 202 246 059	black	3.0 kg	1 x LED module 27 W	3009 lm	C 0 – 180	C 90 – 270
8 202 266 059	white		warm white (3000 K)		88°	89°
8 202 256 059	silver grey					

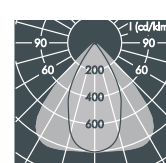
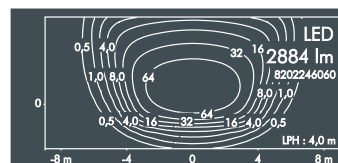


Part number	Colour	Weight	Light source	Luminous flux	Beam angle γ (FWHM)	
8 202 245 059	black	3.0 kg	1 x LED module 27 W	3159 lm	C 0 – 180	C 90 – 270
8 202 265 059	white		neutral white (4000 K)		88°	89°
8 202 255 059	silver grey					

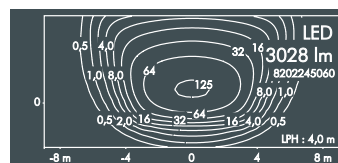


Monoflood 2 pole luminaire, axially symmetrical narrow beam

Part number	Colour	Weight	Light source	Luminous flux	Beam angle γ (FWHM)	
8 202 246 069	black	3.0 kg	1 x LED module 27 W	2884 lm	C 0 – 180	C 90 – 270
8 202 266 069	white		warm white (3000 K)		55°	86°
8 202 256 069	silver grey					

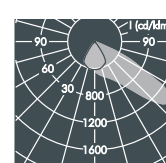
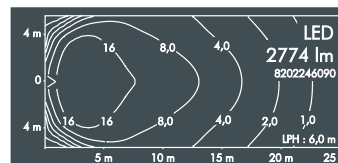


Part number	Colour	Weight	Light source	Luminous flux	Beam angle γ (FWHM)	
8 202 245 069	black	3.0 kg	1 x LED module 27 W	3028 lm	C 0 – 180	C 90 – 270
8 202 265 069	white		neutral white (4000 K)		55°	86°
8 202 255 069	silver grey					

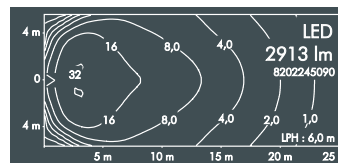


Monoflood 2 pole luminaire, asymmetrical beam

Part number	Colour	Weight	Light source	Luminous flux	Main beam angle γ
8 202 246 099	black	3.0 kg	1 x LED module 27 W	2774 lm	53°
8 202 266 099	white		warm white (3000 K)		
8 202 256 099	silver grey				

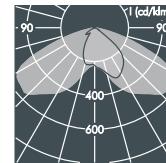
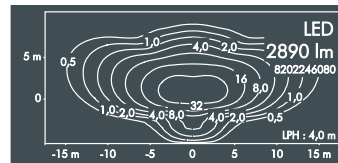


Part number	Colour	Weight	Light source	Luminous flux	Main beam angle γ
8 202 245 099	black	3.0 kg	1 x LED module 27 W	2913 lm	53°
8 202 265 099	white		neutral white (4000 K)		
8 202 255 099	silver grey				



Monoflood 2 pole luminaire, Street Optic

Part number	Colour	Weight	Light source	Luminous flux	Beam angle γ (FWHM)	
8 202 246 089	black	3.3 kg	1 x LED module 27 W	2890 lm	C 0 – 180	C 90 – 270
8 202 266 089	white		warm white (3000 K)		51°	121°
8 202 256 089	silver grey					




Part number	Description
... 5 ...	Luminaire with neutral white colour temperature (4000 K)
... 1 ..	Dimmable luminaire (DALI)

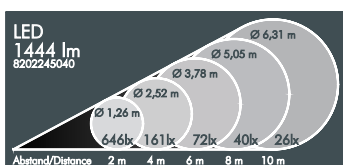
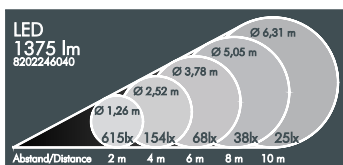
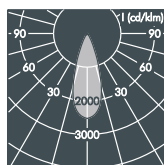
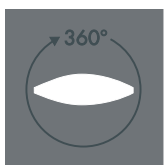
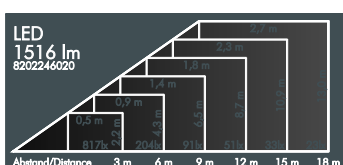
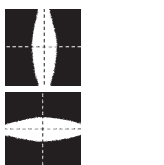
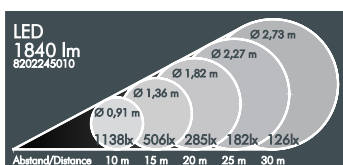
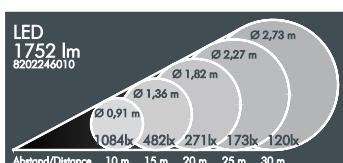
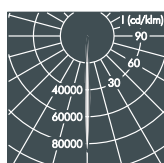
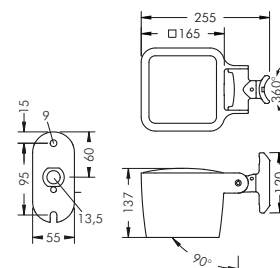
LED

Luminaires available in 2700 K and other colour temperatures upon request



Monoflood 2 pole luminaire lens optics

With 5 x high performance LEDs,
 integral temperature monitoring device,
 CRI: > 80, Colour tolerance: max. 2 SDCM
 Service life: L90/B10 > 50 000 h
 protection class I, IP65 , IK08
 windage area AW 0.026 m²
 corrosion-resistant die cast aluminium housing AISi12,
 polyester powder coated,
 precise PMMA optics,
 all exterior steel parts are stainless steel,
 tempered safety glass, silicon gasket,
 closure with 4 stainless steel screws,
 for installation on poles Ø 60 - 100 mm,
 tiltable base made of powder coated aluminium,
 2 drilled holes Ø 9 mm, spacing 95 mm,
 1 drilled hole Ø 13.5 mm, tilt range 90°
 swivel range 360°, M16 cable gland,
 integral driver (AC/DC)



Monoflood 2 pole luminaire, narrow beam

Part number	Colour	Weight	Light source	Luminous flux	Beam angle γ (FWHM)
8 202 246 019	black	3.2 kg	5 x LED 5.6 W (28 W)	1752 lm	5°
8 202 266 019	white				
8 202 256 019	silver grey		warm white (3000 K)		

Part number	Colour	Weight	Light source	Luminous flux	Beam angle γ (FWHM)
8 202 245 019	black	3.2 kg	5 x LED 5.6 W (28 W)	1840 lm	5°
8 202 265 019	white				
8 202 255 019	silver grey		neutral white (4000 K)		

Monoflood 2 pole luminaire, linear beam spread, vertical

Part number	Colour	Weight	Light source	Luminous flux	Beam angle γ (FWHM)
8 202 246 029	black	3.2 kg	5 x LED 5.6 W (28 W)	1516 lm	C 0 - 180 40°
8 202 266 029	white				C 90 - 270 9°
8 202 256 029	silver grey		warm white (3000 K)		

... .3. Luminaire with linear beam spread, horizontal

Monoflood 2 pole luminaire, linear beam spread, rotatable

Part number	Colour	Description	Luminous flux	Beam angle γ (FWHM)
8 202 246 079	black	Luminaire with external ribbed glass spreader lens, continuously adjustable through 360° from outside the luminaire	1364 lm	C 0 - 180 7°
8 202 266 079	white			
8 202 256 079	silver grey			
Weight 3.4 kg				C 90 - 270 29°

Monoflood 2 pole luminaire, medium wide beam

Part number	Colour	Weight	Light source	Luminous flux	Beam angle γ (FWHM)
8 202 246 049	black	3.2 kg	5 x LED 5.6 W (28 W)	1375 lm	35°
8 202 266 049	white				
8 202 256 049	silver grey		warm white (3000 K)		

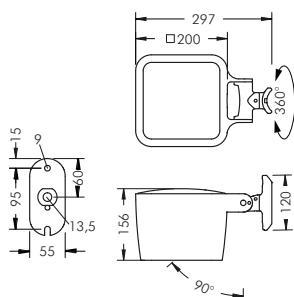
Part number	Colour	Weight	Light source	Luminous flux	Beam angle γ (FWHM)
8 202 245 049	black	3.2 kg	5 x LED 5.6 W (28 W)	1444 lm	35°
8 202 265 049	white				
8 202 255 049	silver grey		neutral white (4000 K)		

Part number	Description
... .5 ...	Luminaire with neutral white colour temperature (4000 K)
... .1 ...	Dimmable luminaire (DALI)

LED

Luminaires available in 2700 K and other colour temperatures upon request



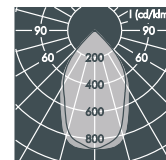
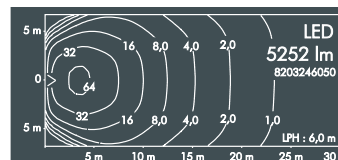


Monoflood 3 pole luminaire reflector optic

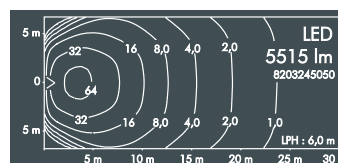
With a high performance LED module (Zhaga), integral temperature monitoring device, CRI: > 85, Colour tolerance: max. 2 SDCM
 Service life: L90/B10 > 50 000 h
 protection class I, IP65 \diamond \triangle \triangle , IK08
 windage area AW 0.034 m²
 corrosion-resistant die cast aluminium housing AlSi12, polyester powder coated, highly efficient aluminium reflector or lens made of optical silicon (Street Optic), all exterior steel parts are stainless steel, tempered safety glass, silicon gasket, closure with 4 stainless steel screws, for installation on poles \varnothing 60 - 100 mm, tiltable base made of powder coated aluminium, 2 drilled holes \varnothing 9 mm, spacing 95 mm, 1 drilled hole \varnothing 13.5 mm, tilt range 90° swivel range 360°, M20 cable gland, integral driver (AC/DC)

Monoflood 3 pole luminaire, axially symmetrical wide beam

Part number	Colour	Weight	Light source	Luminous flux	Beam angle γ (FWHM)	
8 203 246 059	black	4.4 kg	1 x LED module 52 W warm white (3000 K)	5252 lm	C 0 – 180	C 90 – 270
8 203 266 059	white				63°	67°
8 203 256 059	silver grey					

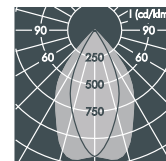
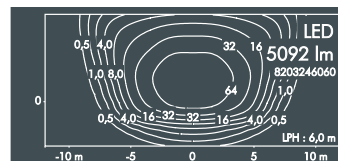


Part number	Colour	Weight	Light source	Luminous flux	Beam angle γ (FWHM)	
8 203 245 059	black	4.4 kg	1 x LED module 52 W neutral white (4000 K)	5515 lm	C 0 – 180	C 90 – 270
8 203 265 059	white				63°	67°
8 203 255 059	silver grey					

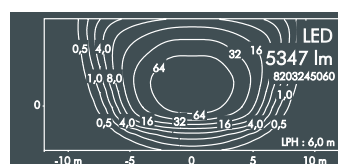


Monoflood 3 pole luminaire, axially symmetrical narrow beam

Part number	Colour	Weight	Light source	Luminous flux	Beam angle γ (FWHM)	
8 203 246 069	black	4.4 kg	1 x LED module 52 W warm white (3000 K)	5092 lm	C 0 – 180	C 90 – 270
8 203 266 069	white				45°	69°
8 203 256 069	silver grey					

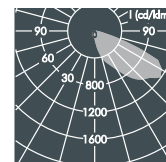
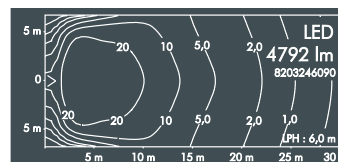


Part number	Colour	Weight	Light source	Luminous flux	Beam angle γ (FWHM)	
8 203 245 069	black	4.4 kg	1 x LED module 52 W neutral white (4000 K)	5347 lm	C 0 – 180	C 90 – 270
8 203 265 069	white				45°	69°
8 203 255 069	silver grey					


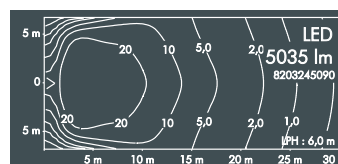


Monoflood 3 pole luminaire, asymmetrical beam

Part number	Colour	Weight	Light source	Luminous flux	Main beam angle γ
8 203 246 099	black	4.4 kg	1 x LED module 52 W warm white (3000 K)	4792 lm	56°
8 203 266 099	white				
8 203 256 099	silver grey				

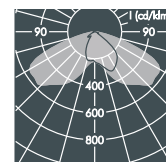
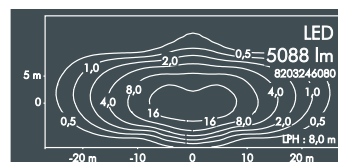


Part number	Colour	Weight	Light source	Luminous flux	Main beam angle γ
8 203 245 099	black	4.4 kg	1 x LED module 52 W neutral white (4000 K)	5035 lm	56°
8 203 265 099	white				
8 203 255 099	silver grey				



Monoflood 3 pole luminaire, Street Optic

Part number	Colour	Weight	Light source	Luminous flux	Beam angle γ (FWHM)	
8 203 246 089	black	4.7 kg	1 x LED module 52 W warm white (3000 K)	5088 lm	C 0 – 180	C 90 – 270
8 203 266 089	white				51°	121°
8 203 256 089	silver grey					



Part number	Description
... 5 ...	Luminaire with neutral white colour temperature (4000 K)
... 1 ..	Dimmable luminaire (DALI)

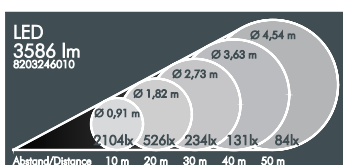
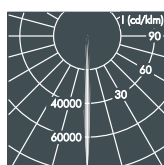
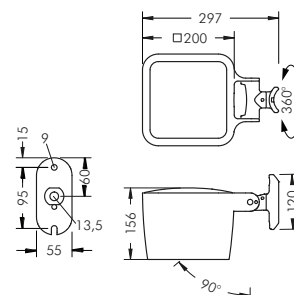
LED

Luminaires available in 2700 K and other colour temperatures upon request



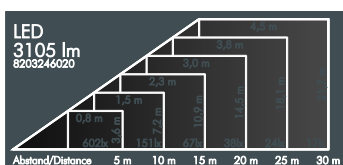
Monoflood 3 pole luminaire lens optics

With 9 x high performance LEDs, integral temperature monitoring device, CRI: > 80, Colour tolerance: max. 3 SDCM
 Service life: L90/B10 > 50 000 h
 protection class I, IP65 \triangle \triangle , IK08
 windage area AW 0.034 m²
 corrosion-resistant die cast aluminium housing AISi12, polyester powder coated, precise PMMA optics, all exterior steel parts are stainless steel, tempered safety glass, silicon gasket, closure with 4 stainless steel screws, for installation on poles \varnothing 60 - 100 mm, tiltable base made of powder coated aluminium, 2 drilled holes \varnothing 9 mm, spacing 95 mm, 1 drilled hole \varnothing 13.5 mm, tilt range 90° swivel range 360°, M20 cable gland, integral driver (AC/DC) or integral RGBW driver (DMX - RDM)



Monoflood 3 pole luminaire, narrow beam

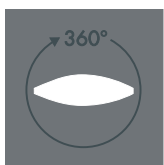
Part number	Colour	Weight	Light source	Luminous flux	Beam angle γ (FWHM)
8 203 246 019	black	4.7 kg	9 x LED 6 W (54 W)	3586 lm	5°
8 203 266 019	white				
8 203 256 019	silver grey		warm white (3000 K)		



Monoflood 3 pole luminaire, linear beam spread, vertical

Part number	Colour	Weight	Light source	Luminous flux	Beam angle γ (FWHM)
8 203 246 029	black	4.7 kg	9 x LED 6 W (54 W)	3105 lm	C 0 - 180
8 203 266 029	white				40°
8 203 256 029	silver grey		warm white (3000 K)		9°

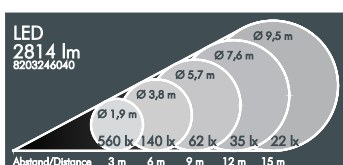
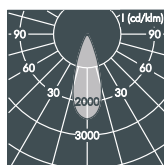
... .3. Luminaire with linear beam spread, horizontal



Monoflood 3 pole luminaire, linear beam spread, rotatable

Part number	Colour	Description	Luminous flux	Beam angle γ (FWHM)
8 203 246 079	black	Luminaire with external ribbed glass spreader lens, continuously adjustable through 360° from outside the luminaire	2795 lm	C 0 - 180
8 203 266 079	white			7°
8 203 256 079	silver grey			29°

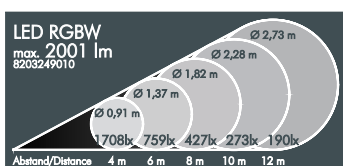
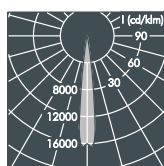
Gewicht 4,9 kg



Monoflood 3 pole luminaire, medium wide beam

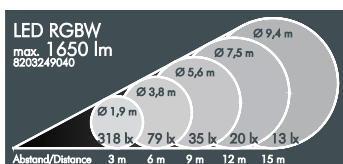
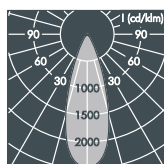
Part number	Colour	Weight	Light source	Luminous flux	Beam angle γ (FWHM)
8 203 246 049	black	4.7 kg	9 x LED 6 W (54 W)	2814 lm	35°
8 203 266 049	white				
8 203 256 049	silver grey		warm white (3000 K)		

Part number	Description
... .5 ...	Luminaire with neutral white colour temperature (4000 K)
... .1 ...	Dimmable luminaire (DALI)



Monoflood 3 RGBW pole luminaire, narrow beam

Part number	Colour	Weight	Light source	Luminous flux	Beam angle γ (FWHM)
8 203 249 019	black	4.8 kg	9 x LED module RGBW	max.	13°
8 203 269 019	white		W = 3000 K	2001 lm	
8 203 259 019	silver grey		(max. 52 W)		



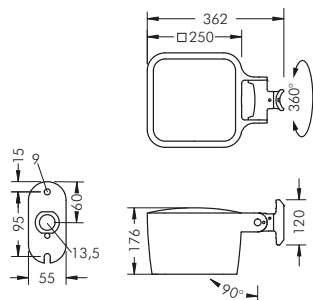
Monoflood 3 RGBW pole luminaire, medium wide beam

Part number	Colour	Weight	Light source	Luminous flux	Beam angle γ (FWHM)
8 203 249 049	black	4.8 kg	9 x LED module RGBW	max.	35°
8 203 269 049	white		W = 3000 K	1650 lm	
8 203 259 049	silver grey		(max. 52 W)		

LED

Luminaires available in 2700 K and other colour temperatures upon request



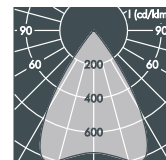
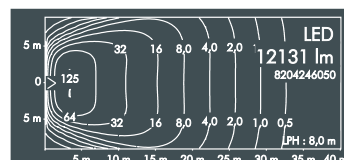


Monoflood 4 pole luminaire reflector optic

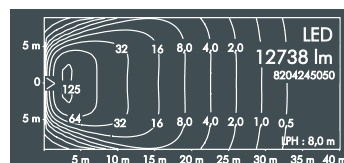
With a high performance LED module (Zhaga), integral temperature monitoring device, CRI: > 85, Colour tolerance: max. 2 SDCM
 Service life: L90/B10 > 50 000 h
 protection class I, IP65 , IK08
 windage area AW 0.048 m²
 corrosion-resistant die cast aluminium housing AlSi12, polyester powder coated,
 highly efficient aluminium reflector,
 all exterior steel parts are stainless steel,
 tempered safety glass, silicon gasket,
 closure with 4 stainless steel screws,
 for installation on poles Ø 60 - 100 mm,
 tiltable base made of powder coated aluminium,
 2 drilled holes Ø 9 mm, spacing 95 mm,
 1 drilled hole Ø 13.5 mm, tilt range 90°
 swivel range 360°, M20 cable gland,
 integral driver (AC/DC)

Monoflood 4 pole luminaire, axially symmetrical wide beam

Part number	Colour	Weight	Light source	Luminous flux	Beam angle γ (FWHM)	
8 204 246 059	black	6.5 kg	4 x LED module 25.5 W	12131 lm	C 0 – 180	C 90 – 270
8 204 266 059	white		(102 W)		65°	66°
8 204 256 059	silver grey		warm white (3000 K)			

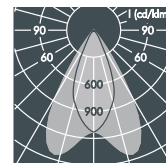
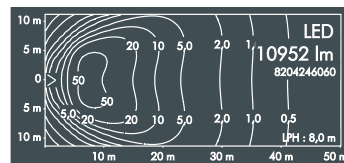


Part number	Colour	Weight	Light source	Luminous flux	Beam angle γ (FWHM)	
8 204 245 059	black	6.5 kg	4 x LED module 25.5 W	12738 lm	C 0 – 180	C 90 – 270
8 204 265 059	white		(102 W)		65°	66°
8 204 255 059	silver grey		neutral white (4000 K)			

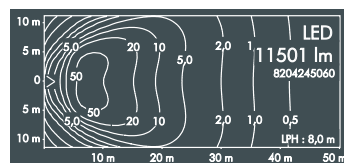


Monoflood 4 pole luminaire, axially symmetrical narrow beam

Part number	Colour	Weight	Light source	Luminous flux	Beam angle γ (FWHM)	
8 204 246 069	black	6.5 kg	4 x LED module 25.5 W	10952 lm	C 0 – 180	C 90 – 270
8 204 266 069	white		(102 W)		43°	62°
8 204 256 069	silver grey		warm white (3000 K)			

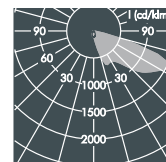
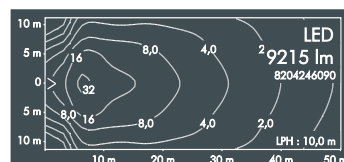


Part number	Colour	Weight	Light source	Luminous flux	Beam angle γ (FWHM)	
8 204 245 069	black	6.5 kg	4 x LED module 25.5 W	11501 lm	C 0 – 180	C 90 – 270
8 204 265 069	white		(102 W)		43°	62°
8 204 255 069	silver grey		neutral white (4000 K)			

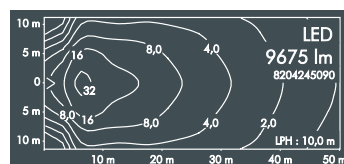


Monoflood 4 pole luminaire, asymmetrical beam

Part number	Colour	Weight	Light source	Luminous flux	Main beam angle γ
8 204 246 099	black	6.5 kg	2 x LED module 52 W	9215 lm	65°
8 204 266 099	white		(104 W)		
8 204 256 099	silver grey		warm white (3000 K)		



Part number	Colour	Weight	Light source	Luminous flux	Main beam angle γ
8 204 245 099	black	6.5 kg	2 x LED module 52 W	9675 lm	65°
8 204 265 099	white		(104 W)		
8 204 255 099	silver grey		neutral white (4000 K)		



Part number	Description
. 1..	Dimmable luminaire (DALI)

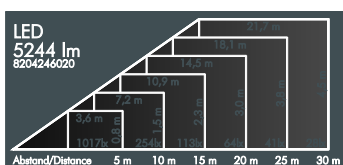
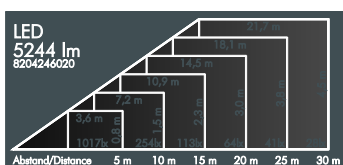
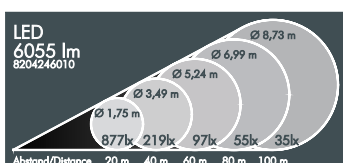
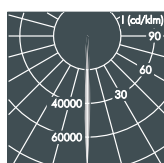
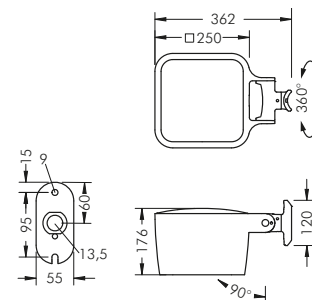
LED

Luminaires available in 2700 K and other colour temperatures upon request



Monoflood 4 pole luminaire lens optics

With 13 x high performance LEDs, integral temperature monitoring device, CRI: > 80, Colour tolerance: max. 3 SDCM
 Service life: L90/B10 > 50 000 h
 protection class I, IP65 \triangle \triangle , IK08
 windage area AW 0.048 m²
 corrosion-resistant die cast aluminium housing AISI12, polyester powder coated,
 precise PMMA optics,
 all exterior steel parts are stainless steel,
 tempered safety glass, silicon gasket,
 closure with 4 stainless steel screws,
 for installation on poles \varnothing 60 - 100 mm,
 tiltable base made of powder coated aluminium,
 2 drilled holes \varnothing 9 mm, spacing 95 mm,
 1 drilled hole \varnothing 13.5 mm, tilt range 90°,
 swivel range 360°, M20 cable gland,
 integral driver (AC/DC) or
 integral RGBW driver (DMX - RDM)



Monoflood 4 pole luminaire, narrow beam

Part number	Colour	Weight	Light source	Luminous flux	Beam angle γ (FWHM)
8 204 246 019	black	6.9 kg	13 x LED 7.5 W	6055 lm	5°
8 204 266 019	white		(98 W)		
8 204 256 019	silver grey		warm white (3000 K)		

Monoflood 4 pole luminaire, linear beam spread, vertical

Part number	Colour	Weight	Light source	Luminous flux	Beam angle γ (FWHM)
8 204 246 029	black	6.9 kg	13 x LED 7.5 W	5244 lm	C 0 – 180
8 204 266 029	white		(98 W)		C 90 – 270
8 204 256 029	silver grey		warm white (3000 K)		40°

... .3. Luminaire with linear beam spread, horizontal

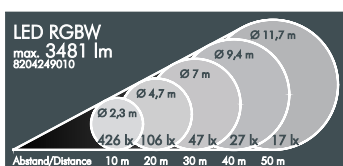
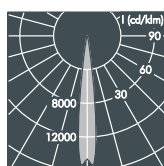
Monoflood 4 pole luminaire, linear beam spread, rotatable

Part number	Colour	Description	Luminous flux	Beam angle γ (FWHM)
8 204 246 079	black	Luminaire with external ribbed glass spreader lens, continuously adjustable through 360° from outside the luminaire	4720 lm	C 0 – 180
8 204 266 079	white			C 90 – 270
8 204 256 079	silver grey			7°
				29°

Monoflood 4 pole luminaire, medium wide beam

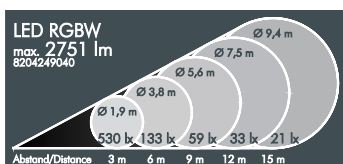
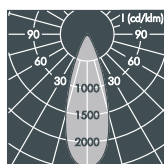
Part number	Colour	Weight	Light source	Luminous flux	Beam angle γ (FWHM)
8 204 246 049	black	6.9 kg	13 x LED 7.5 W	5192 lm	35°
8 204 266 049	white		(98 W)		
8 204 256 049	silver grey		warm white (3000 K)		

Part number	Description
... .5 ...	Luminaire with neutral white colour temperature (4000 K)
... .1 ...	Dimmable luminaire (DALI)



Monoflood 4 RGBW pole luminaire, narrow beam

Part number	Colour	Weight	Light source	Luminous flux	Beam angle γ (FWHM)
8 204 249 019	black	7.2 kg	13 x LED module RGBW	max.	13°
8 204 269 019	white		W = 3000 K	3481 lm	
8 204 259 019	silver grey		(max. 105 W)		



Monoflood 4 RGBW pole luminaire, medium wide beam

Part number	Colour	Weight	Light source	Luminous flux	Beam angle γ (FWHM)
8 204 249 049	black	7.2 kg	13 x LED module RGBW	max.	35°
8 204 269 049	white		W = 3000 K	2751 lm	
8 204 259 049	silver grey		(max. 105 W)		

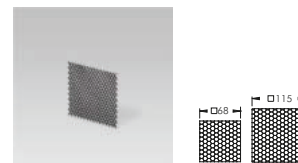
LED

Luminaires available in 2700 K and other colour temperatures upon request




Monoflood 1, 2

Part number	Luminaire	Description
122 0 411 000	Monoflood 1	Honeycomb louvre , internal (factory fitted),
122 0 412 000	Monoflood 2	to avoid glare




Monoflood 3, 4

Part number	Luminaire	Description
122 0 413 000	Monoflood 3	Honeycomb louvre , internal (factory fitted),
122 0 414 000	Monoflood 4	to avoid glare




Monoflood 2, 3, 4 axially symmetrical wide beam

Part number	Luminaire	Description
122 0 397 940	Monoflood 2	Vertical louvre , stainless steel,
122 0 398 940	Monoflood 3	to reduce lateral glare,
122 0 399 940	Monoflood 4	internal (factory fitted)




Monoflood 2, 3, 4 axially symmetrical wide beam

Part number	Luminaire	Description
122 0 440 940	Monoflood 2	Horizontal louvre , stainless steel,
122 0 441 940	Monoflood 3	to reduce lateral glare,
122 0 442 940	Monoflood 4	internal (factory fitted)



Monoflood 2, 3, 4 asymmetrical beam

Part number	Luminaire	Description
122 0 417 940	Monoflood 2	Vertical louvre , stainless steel,
122 0 418 940	Monoflood 3	to reduce lateral glare,
122 0 419 940	Monoflood 4	internal (factory fitted)



Monoflood 2, 3, 4

Part number	Luminaire	Description	Beam angle γ (FWHM)
			narrow beam
122 0 408 000	Monoflood 2	Prismatic glass ,	12°
122 0 409 000	Monoflood 3	for diffused light distribution,	12°
122 0 410 000	Monoflood 4	internal (factory fitted)	12°



Dichroic colour filters are available upon request.

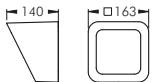
The internally fitted honeycomb louvre offers effective glare control and is protected from build up of dirt.





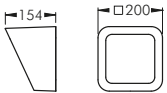
Monoflood 1

Part number	Colour	Description
122 0 401 940	black	Cowl , stainless steel, to avoid lateral glare, for retro-fitting
122 0 401 960	white	
122 0 401 950	silver grey	



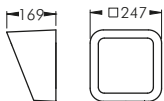
Monoflood 2

Part number	Colour	Description
122 0 402 940	black	Cowl , stainless steel, to avoid lateral glare, for retro-fitting
122 0 402 960	white	
122 0 402 950	silver grey	



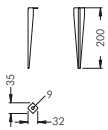
Monoflood 3

Part number	Colour	Description
122 0 403 940	black	Cowl , stainless steel, to avoid lateral glare, for retro-fitting
122 0 403 960	white	
122 0 403 950	silver grey	



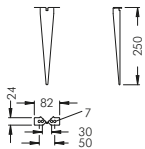
Monoflood 4

Part number	Colour	Description
122 0 404 940	black	Cowl , stainless steel, to avoid lateral glare, for retro-fitting
122 0 404 960	white	
122 0 404 950	silver grey	



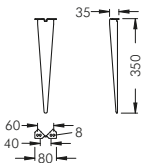
Monoflood 1

Part number	Colour	Description
129 0 731 940	black	Stainless steel earth spike , for use in landscape lighting
129 0 731 960	white	
129 0 731 950	silver grey	



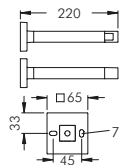
Monoflood 2

Part number	Colour	Description
129 0 502 940	black	Stainless steel earth spike , for use in landscape lighting
129 0 502 960	white	
129 0 502 950	silver grey	



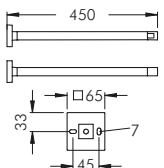
Monoflood 3, 4

Artikelnummer	Colour	Description
129 0 736 940	black	Stainless steel earth spike , for use in landscape lighting
129 0 736 960	white	
129 0 736 950	silver grey	



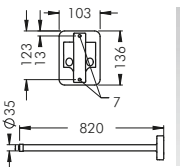
Monoflood 1

Part number	Colour	Description
128 0 738 940	black	Wall arm 220 mm , aluminium, polyester powder coated
128 0 738 960	white	
128 0 738 950	silver grey	



Monoflood 1

Part number	Colour	Description
128 0 739 940	black	Wall arm 450 mm , aluminium, polyester powder coated
128 0 739 960	white	
128 0 739 950	silver grey	



Monoflood 2, 3

Part number	Colour	Description
128 0 801 940	black	Wall arm 820 mm , aluminium, polyester powder coated, for illumination of signs and facades, cable duct inside, max. load 6,0 kg
128 0 801 960	white	
128 0 801 950	silver grey	