



Rethink Control

Smart living and working

TSEtouch empowers the user, putting you in charge of all your intelligent building systems including lighting, shading, heating, cooling, ventilation and more.

A single touch is all that is needed, simplifying your interaction with the built environment.

Designed with simple navigation and intuitive layouts, TSEtouch improves access to personalised control, enabling you to adjust and save settings at will.

Enhance any environment while improving access to real-time control.



Adding an iLight TSI-1 gateway alongside TSE touchscreens enables users to 'GoMobile' with the TSEtouch companion app, mirroring the touchscreen configuration to a mobile device.

TSEtouch

Functions

- Lighting Scene recall
- Adjust and save lighting levels
- Climate control
- Shading control
- Schedule events and actions
- Building wide control across multiple regions or areas

Features

- High-quality, elegant and low profile form factors
- High-resolution touchscreen with wide viewing angle
- Fully customisable and configurable
- Choice of graphical skins, backgrounds and iconography
- Automatic backlight control
- Dedicated snooze/wake button
- Dynamic gesture controls
- Multi-level passcode protection

Connectivity

- Direct iCANnet™ connection
- Ethernet (PoE)



Energised workplaces

TSEtouch elevates any commercial space, enhancing functionality through a common user interface enabling intuitive control of the working environment. The look and feel of TSEtouch provides elegance and style to suit any setting.

An optimal working environment can be achieved through the setting of lighting levels, temperature or shading.

When combined with our intelligent controls and tuneable white fixtures, productivity can be maximised throughout the day so your team can deliver their best.

- Harvest natural daylight
- Tune white light for colour temperature
- Integrated heating & shading Control
- Time scheduling
- Security night levels
- Reduced light pollution





Bespoke hospitality

Large spaces with complex lighting and control requirements need to look and feel just right, at all times.

TSEtouch enables lighting designers to quickly select and adjust building settings for specific activities or occasions - recalling preset scenes and scheduled events at a single touch - always right and right on time.

Lighting channel sliders can be used to fine tune any setting via the TSEtouch or through the mobile app whilst moving around within the space.

The large screen format of the TSE100 or a tablet provides a more effective and intuitive way to recall scenes and events that would be too complex using traditional keypad control.

Guest Room

The comfort of guests is paramount, an iLight solution provides simplicity at every level, ensuring frictionless interaction and experience to users.

Where control or user choice is presented TSEtouch enables language agnostic control coupled with simple and intuitive interaction with the services in the guest room or suite.

TSEtouch ensures the entire guest experience is 'on brand' with customisations to look, feel, imagery and iconography without costly custom engineering.

Added to the comprehensive iLight GRMS capability, TSEtouch provides practical and accessible control whilst also providing facility managers/system maintainers with notifications otherwise hidden from the user.





Personalised home

Bring power and simplicity to your smarthome across one or more rooms, from the centrally located touchscreen or go mobile with the app.

Touchscreen menus may be customised with room specific buttons, choice of backgrounds and personalised descriptive text to suit your way of living.

- Reduce wall clutter with multiple control capability in a single user interface
- Customise buttons, layouts and backgrounds
- Edit and save scenes and preferences
- Time scheduling for automated scenes and actions
- Remote access via a smart phone or tablet
- Integrate with AV, fire and security systems

User experience

Home Screen

TSE40 & TSE100 automatically 'time-out' to the home page and present the time and date to the user.



Landing Page

On waking the screen from the home page, the user is immediately presented with primary control of the space.



Menu

Intuitive menu for accessing various services or functions without the usual complexity a touchscreen introduces.



Building Wide

The area page provides an intuitive and structured approach to control. Selecting an area dynamically displays the control options in that space.



Screen Lock

Passcode protected pages can be added where access needs to be restricted. Restrict access to lighting edit or engineering.



Controlling the built environment

Lighting Control


- Select the primary lighting scene in the space with the intuitive light bulb icon.
- Raise and lower the lighting levels of the current scene.
- Select from 4 other user definable scenes.
- A simple swipe to the left to access additional scenes.



Edit Lighting Scenes

Edit preset scenes with the use of graphical sliders for channel by channel adjustment.

'Fine tune' in 1% increments and decrement with the use of the up and down arrows



Climate Control

- Current room temperature.
- Adjust the set point of the space.
- Select the operating mode (Auto, off, heat only, cool only).
- Adjust the fan speed in the space.



Shading Control

- Open, stop and close shading functions with a single touch.
- Curtains, voiles, blackout or solar blinds can be selected for immediate control.



Customise

- User selectable background images
- Commissioner set skins including highlight colour
- Customer specific backgrounds, homepage and landing page images.
- Automatic backlight control including 'real off' where the backlight is extinguished
- Physical button for 'real off'
- Screen illumination profiles allowing for automation of the backlight levels throughout the day
- Automatic page time-outs, default area selection, areas grouping and more...

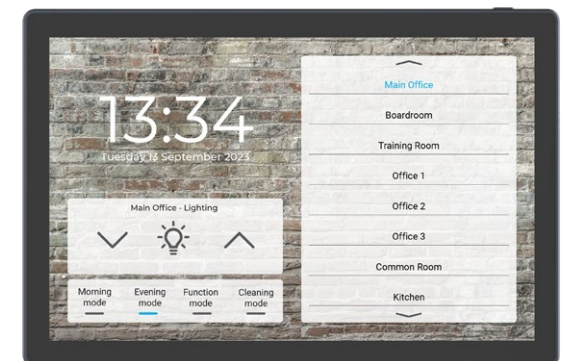
Backgrounds

The background image is user selectable, on screen, from a library of 10 images including vibrant natural scenes, subtle textures and soft neutral hues.



Themes

TSEtouch comes complete with a choice of light and dark skins. There is also a choice of highlight colour. These can be selected and set at the commissioning stage.



Branding, Language & Icons

Corporate branding can be imported into the home page, with scene names and areas written in any language or displayed as universal icons.



Ultra-wide viewing angle



Elegant low profile designs



Dedicated snooze button for 'real off'




Connect directly to iCANnet or via Ethernet



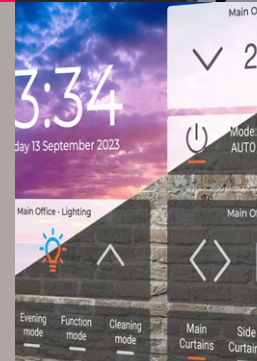
Add TSI-1 & 'Go mobile' with the TSE companion App



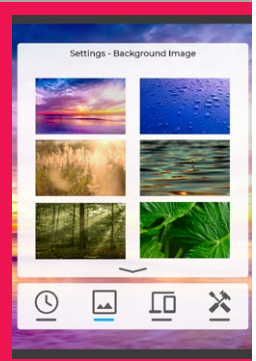
Choice of highlight colour




Choice of graphical skins



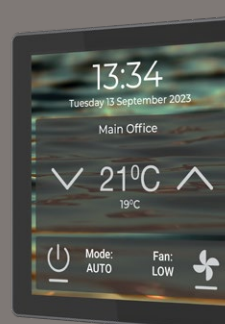
User selectable background images



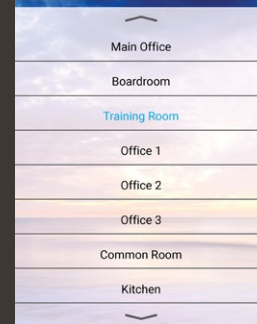
Edit and save lighting scenes



Adjust the temperature set point




Control by building, floor or area



Control blinds, curtains, voiles & solar blinds



Customise with language agnostic icons



Multi layered security with Passcode



Personalised lighting scene selection



Dynamic menus, time and date



Specifications



TSE100

- 10 inch diagonal backlit capacitive LCD touchscreen.
- Supports multi-touch & gesture
- 1280 X 800 pixel resolution
- Connects directly to the iCANnet™ network
- Also supports PoE Ethernet connection
- 2 part construction to allow for 1st and 2nd fix
- Fits standard UK 9/12 module 35mm deep back box
- All graphics and buttons can be customised
- Pass code feature to allow different access levels
- Dimensions: 245.4mm (w) x 164mm (h) x 27mm (d)

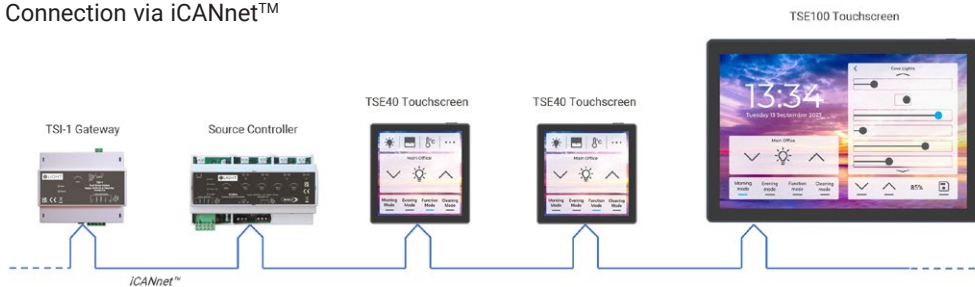


TSE40

- 4 inch diagonal backlit capacitive LCD touchscreen.
- Supports multi-touch & gesture
- 720 x 720 pixel resolution
- Connects directly to the iCANnet network
- Also supports PoE Ethernet connection
- 2 part construction to allow for 1st and 2nd fix
- Fits standard UK single gang 47mm deep back box
- All graphics and buttons can be customised
- Pass code feature to allow different access levels
- Dimensions: 86mm (w) x 86mm (h) x 38mm (d)

Connectivity



Connection via iCANnet™



Connection via Ethernet



Related iLight literature



Contact Us

enquiries@iLight.co.uk

www.iLight.co.uk

iLight

A brand of Signify
Usk House, Llantarnam Park
Cwmbran, NP44 3HD, UK

Changes to the products, to the information contained in this document, and to prices are reserved; so are errors and omissions.

© 2023 Signify Holding
All Rights Reserved

iLight is a registered trademark.
All other trademarks are property of their respective owners.

TSEtouch Rev6 0923



FM 727824